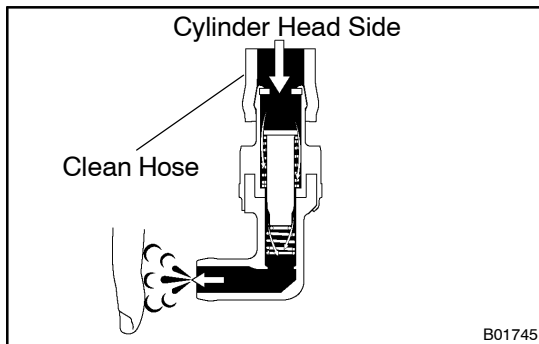


POSITIVE CRANKCASE VENTILATION (PCV) SYSTEM INSPECTION

EC08A-02

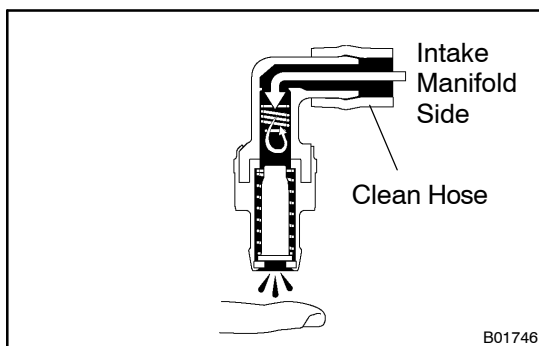
1. REMOVE V-BANK COVER
2. INSPECT PCV VALVE
 - (a) Remove the PCV valve.



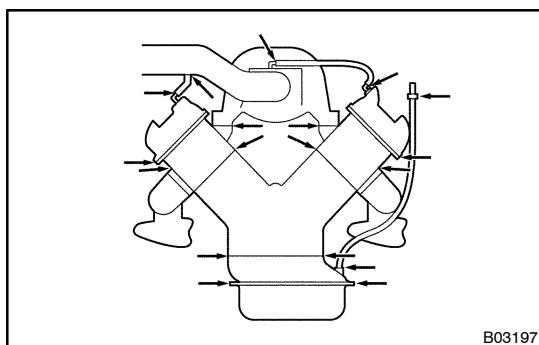
- (b) Install a clean hose to the PCV valve.
 - (c) Inspect the PCV valve operation.
 - (1) Blow air into the cylinder head side, and check that air passes through easily.

CAUTION:

Do not suck air through the valve. Petroleum substances inside the valve are harmful.



- (2) Blow air into the intake manifold side, and check that air passes through with difficulty.
- If operation is not as specified, replace the PCV valve.
- (d) Remove the clean hose from the PCV valve.
- (e) Reinstall the PCV valve.



3. INSPECT HOSES, CONNECTIONS AND GASKETS
Visually for cracks, leaks or damage.
4. REINSTALL V-BANK COVER